

SENSOR OPERATED

Speedflow



M06A
white epoxy finish



M06AC
bright finish



M06ACS
satin finish



M06AB
black epoxy finish

General description

- The Speedflow® line of hand dryers is categorized within the eco-fast range of product but with the added value of complying with the requirements of ADAAG for accessibility of public washrooms. This regulation requires that the depth of the dryer cannot exceed 100 mm to facilitate access and movement of handicapped persons about the washroom.
- Warm air hand dryer.
- Sensor operated.
- Maximum power and airflow.
- Maximum robustness and vandal-proof.
- Suitable for very high traffic facilities.
- Complies with ADA requirements for a barrier-free washroom.

Components & materials:

- **M06A:** Steel, finish White epoxy.
- **M06AC:** AISI 304, stainless steel, finish bright.
- **M06ACS:** AISI 304, stainless steel, finish satin.
- **M06AB:** Steel, finish black epoxy.
- Aluminum base plate, with 4 holes Ø7 mm for wall mounting. It includes silent-blocks to damp mechanical vibrations.
- Fire resistant plastic UL 94-V0 fan scroll.
- High speed motor. Universal brush motor, 8,500 – 11,500 rpm, class A. RPM may be adjusted manually by means of a potentiometer. The motor includes a safety thermal cut-off.
- Aluminum centrifugal double asymmetrical inlet fan wheel.
- Waved wire NiCr heating element mounted on a mica frame that incorporates a self-resetable thermal cut-off which disconnect the whole appliance.
- The heating element can be disconnected by means of a jumper
- Automatic switch-off after 60 seconds of continuous use.
- Fully adjustable IR electronic detection sensor by means of a potentiometer.

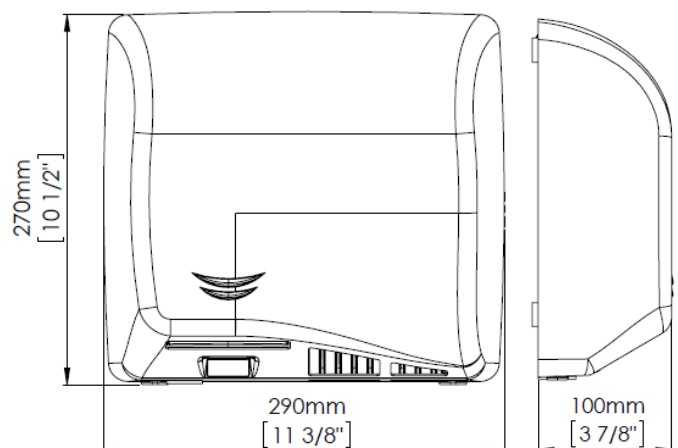
Technical Specifications:

Voltage	100-120, 208, 220- 240 V
Frequency	50/60 Hz
Electrical Isolation	Class I
Total power (H.E. (*) On)	1,010-1,150 W
Total power (H.E. (*) Off)	110-250 W
Consumption	1.3-4.8 A(240 V); 1.4-9.5 A(120 V)
Motor power	110 - 250 W
Rpm	8,500 – 11,500
Heating element power	900 W
Dimensions	270x290x100 mm
Weight	3,8 Kg
Cover thickness	1.5 mm
Drying time	10 – 12 sec.
Effective airflow	70-94 m3/h – 1,170-1,568l/min
Air velocity	120-180 Km/h
Air temperature (10 cm distance/21°C)	42 °C
Noise level(**) (at 2m)	58-67 dB
Protection rating	IP23

(*) H.E. = Heating Element

(**)According to UNE EN ISO 11201:2010 V2 standard

Dimensions:

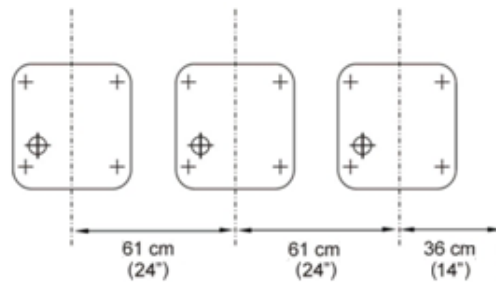
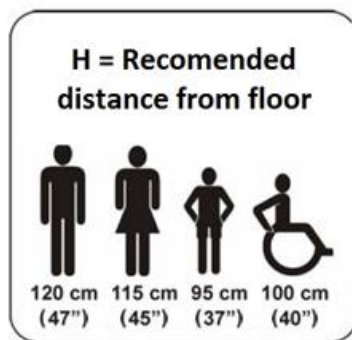
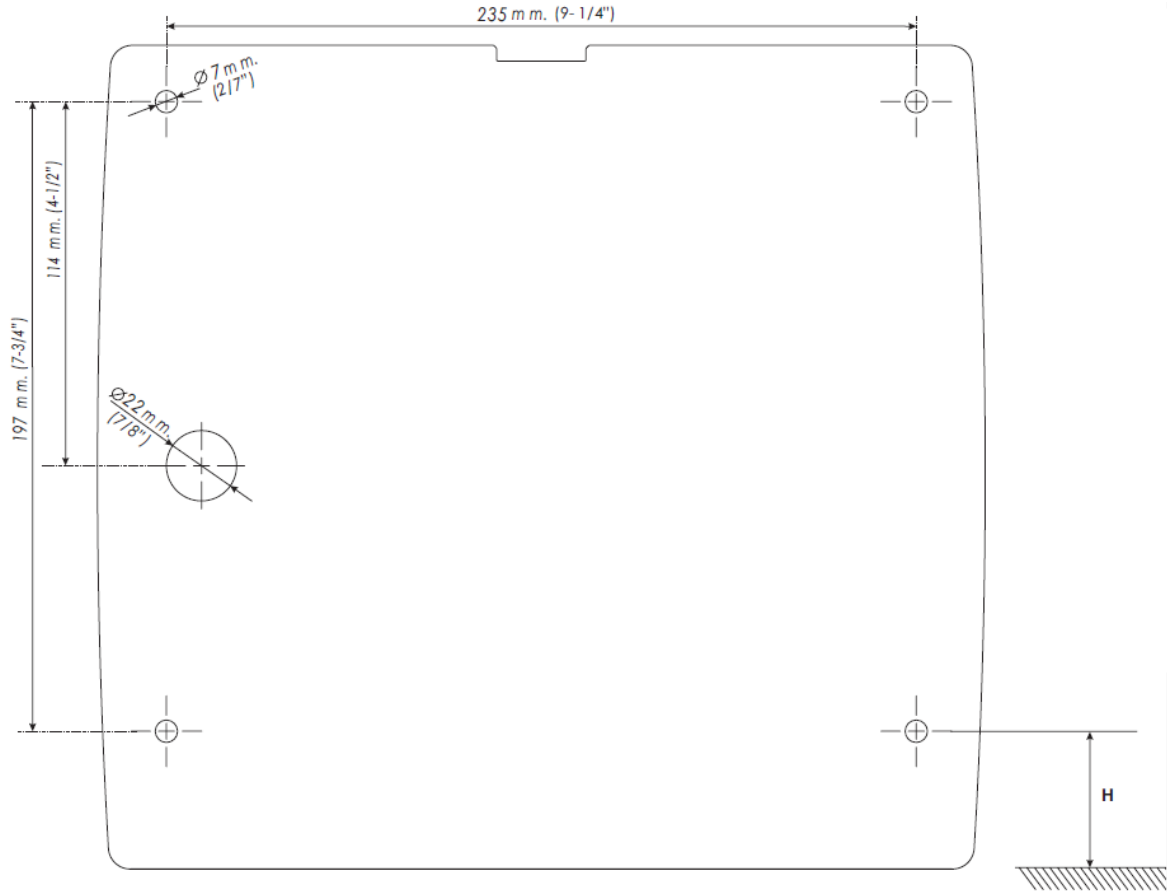


Operation

Place the hands under the air outflow. The dryer will start automatically, and go on with no interruption as long as the hands are kept in the detection range of the sensor. The appliance will stop 2 seconds after the hands are removed from the air flow.

Mounting

Recommended heights distance from the floor



Certificates & Qualifications

